



ಬೃಹತ್ ಬೆಂಗಳೂರು ಮಹಾನಗರ ಪಾಲಿಕೆ
Bruhat Bengaluru Mahanagara Palike



BBMP COVID-19 WAR ROOM 13.10.2022



OVERVIEW OF COVID-19 IN BENGALURU

CASE TRENDS ACTIVE CASES **2,573**

<u>Confirmed Cases</u>	<u>Recovered Cases</u>	<u>Death Cases</u>
110 18,72,841 #	74 18,53,278 #	2 16,990 #

HOSPITALIZATION **7**

<u>ICU – V</u>	<u>ICU</u>	<u>HDU</u>	<u>General</u>
-	-	1	6

INCLUDES GOVT. QUOTA AND PRIVATE WALK-IN HOSPITALIZATION

VACCINATION **1,691** 2,04,63,333 #

<u>First Dose</u>	<u>Second Dose</u>	<u>Precaution Dose</u>
259 96,75,241 #	679 94,73,288 #	753 13,14,804 #

TRIAGING

MTU
3

Tele Triage
106

ACTIVE CLUSTERS

0

Budding Clusters (<5 Cases)
0

Clusters (> 5 cases)
0

TESTING **2,326** 3,19,12,029 #

<u>RAT</u>	<u>RTPCR</u>
460	1,866

Positivity : 3.58%
*FOR LAST 7 DAYS

: indicates cumulative numbers till date



ABSTRACT OF COVID-19 SCENARIO IN BENGALURU


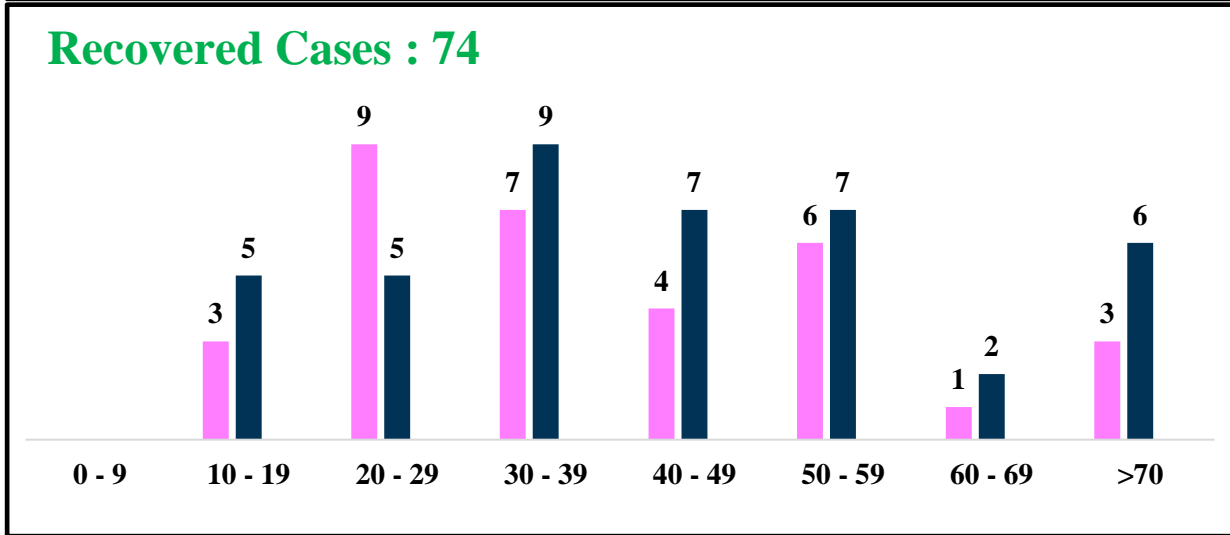
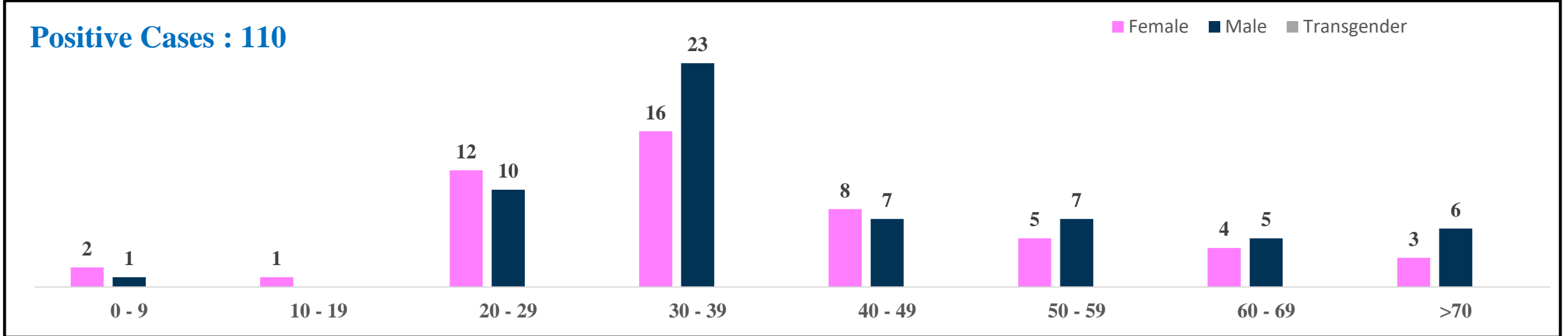


	MALE			FEMALE			TRANSGENDER			TOTAL		
	Last 24 Hours	Last 7 Days	Cumulative	Last 24 Hours	Last 7 Days	Cumulative	Last 24 Hours	Last 7 Days	Cumulative	Last 24 Hours	Last 7 Days	Cumulative
Positive Cases	59	308	11,03,765	51	254	7,68,184	0	0	196	110	562	18,72,841
Recovered Cases	41	205	10,91,334	33	162	7,61,850	0	0	187	74	367	18,53,278
Death Cases	1	1	10,760	1	1	6,226	0	0	4	2	2	16,990
Total Tests Done	In Last 24 hrs. : 2,326			In last 7 days : 15,716			Cumulative : 3,19,12,029					
Vaccine Doses Administered	In Last 24 hrs. : 1,691			In last 7 days : 5,150			Cumulative : 2,04,63,333					
ACTIVE CASES									2,573			

*Covid deaths occurred today : 00 | Covid deaths occurred beyond last 72hrs., reported today : 02



LAST 24 HOURS AGE GROUP AND GENDER WISE DISTRIBUTION

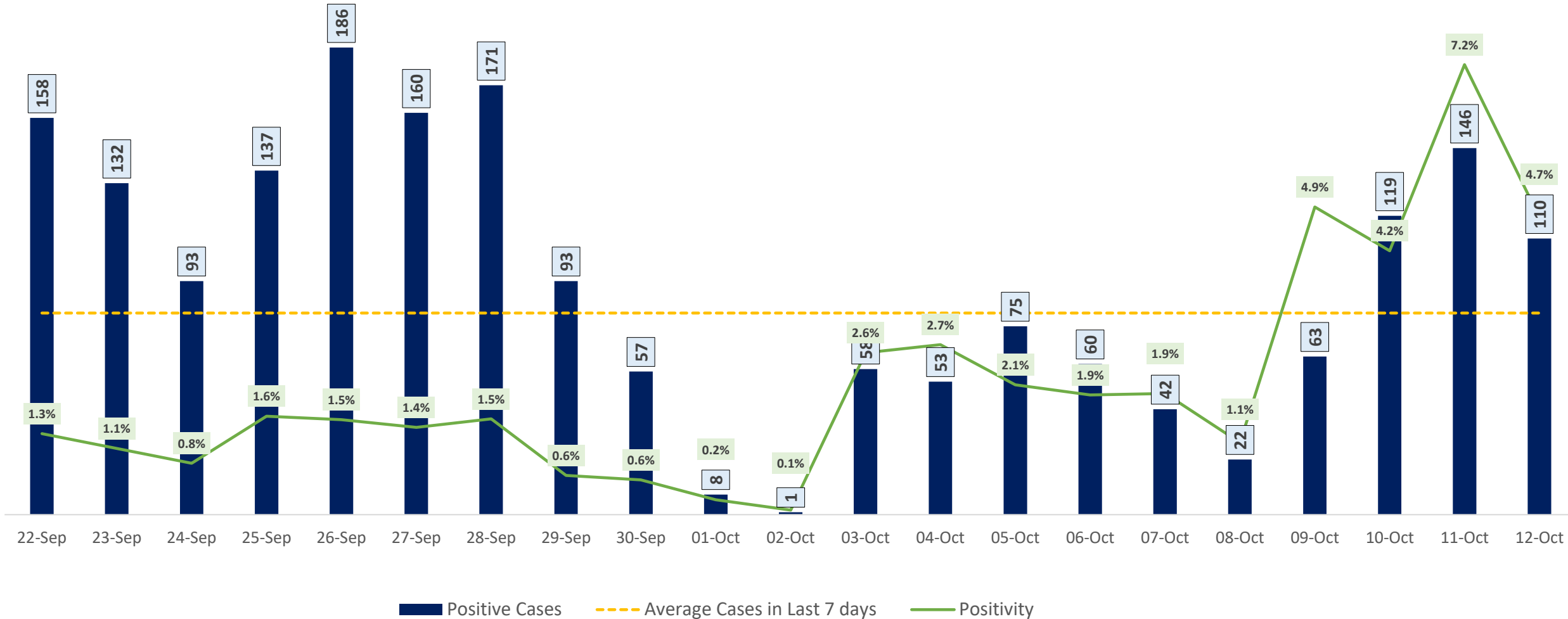




POSITIVITY RATE OF BENGALURU – LAST 21 DAYS



Average Cases in Last 7 days : 80

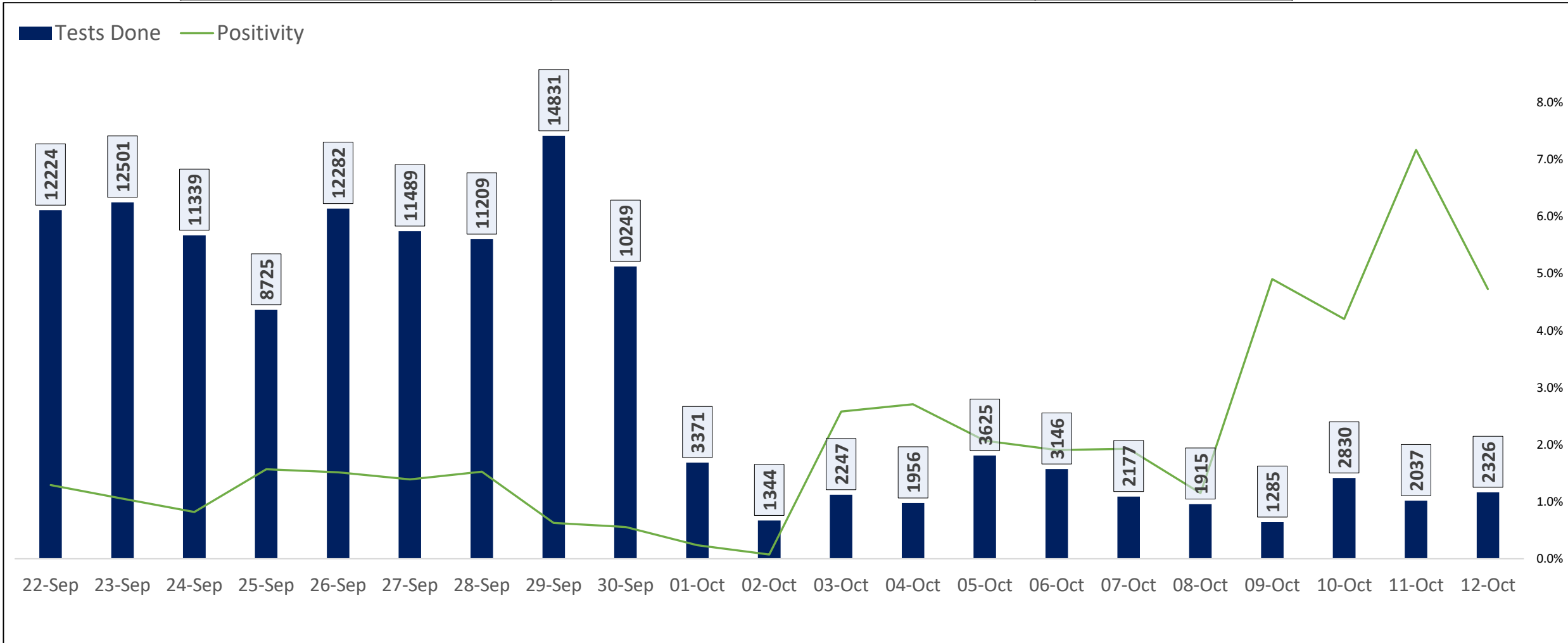




TESTING TRENDS IN BENGALURU

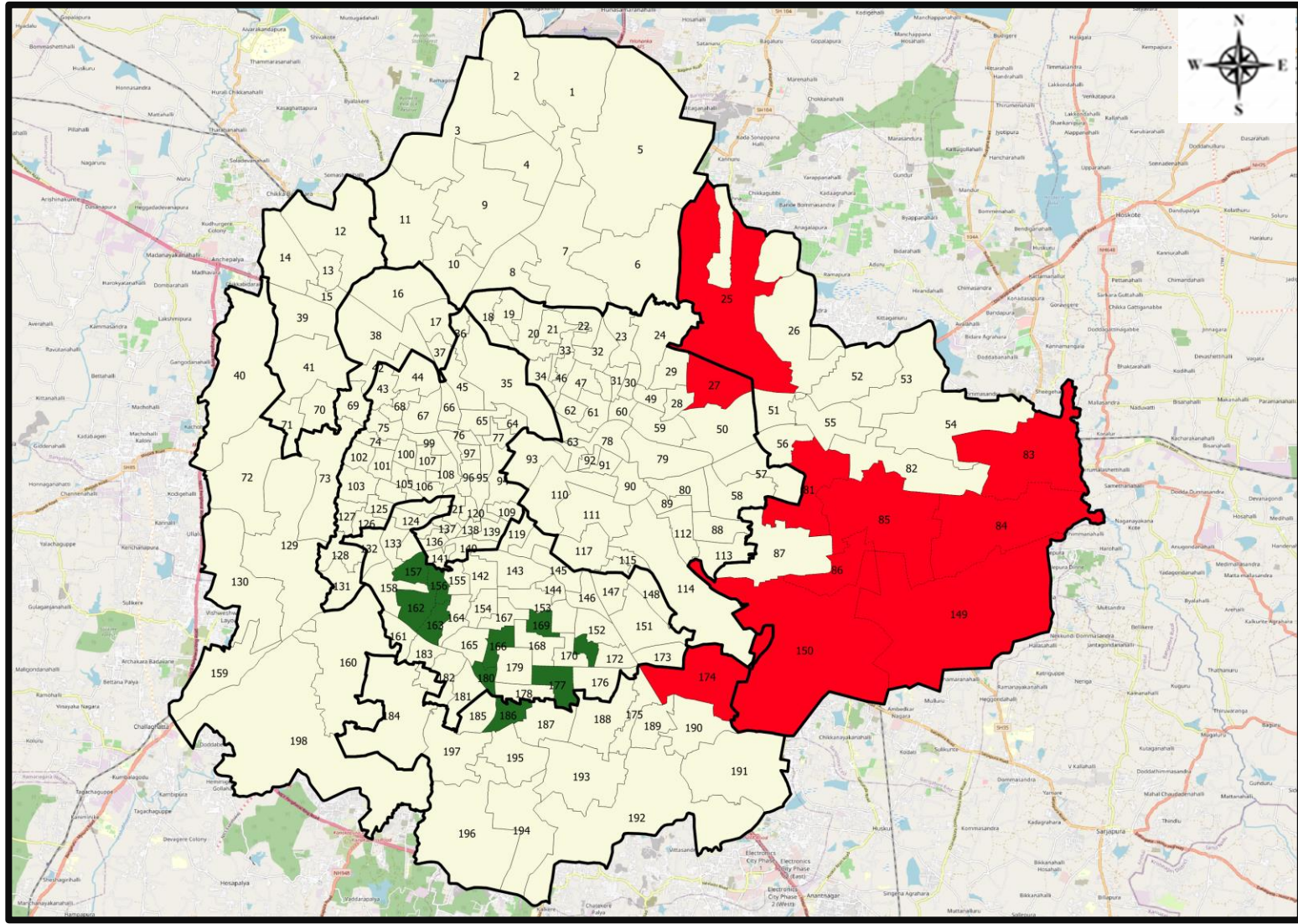


Total Test Conducted Till Date	Test Conducted Last 24 hours	Last 7 Days Average
3,19,12,029	2,326	2,245





BENGALURU URBAN MAP SHOWING TREND OF POSITIVE CASES IN LAST 7 DAYS



Top 10 wards reporting highest number of positive cases in last 7 days

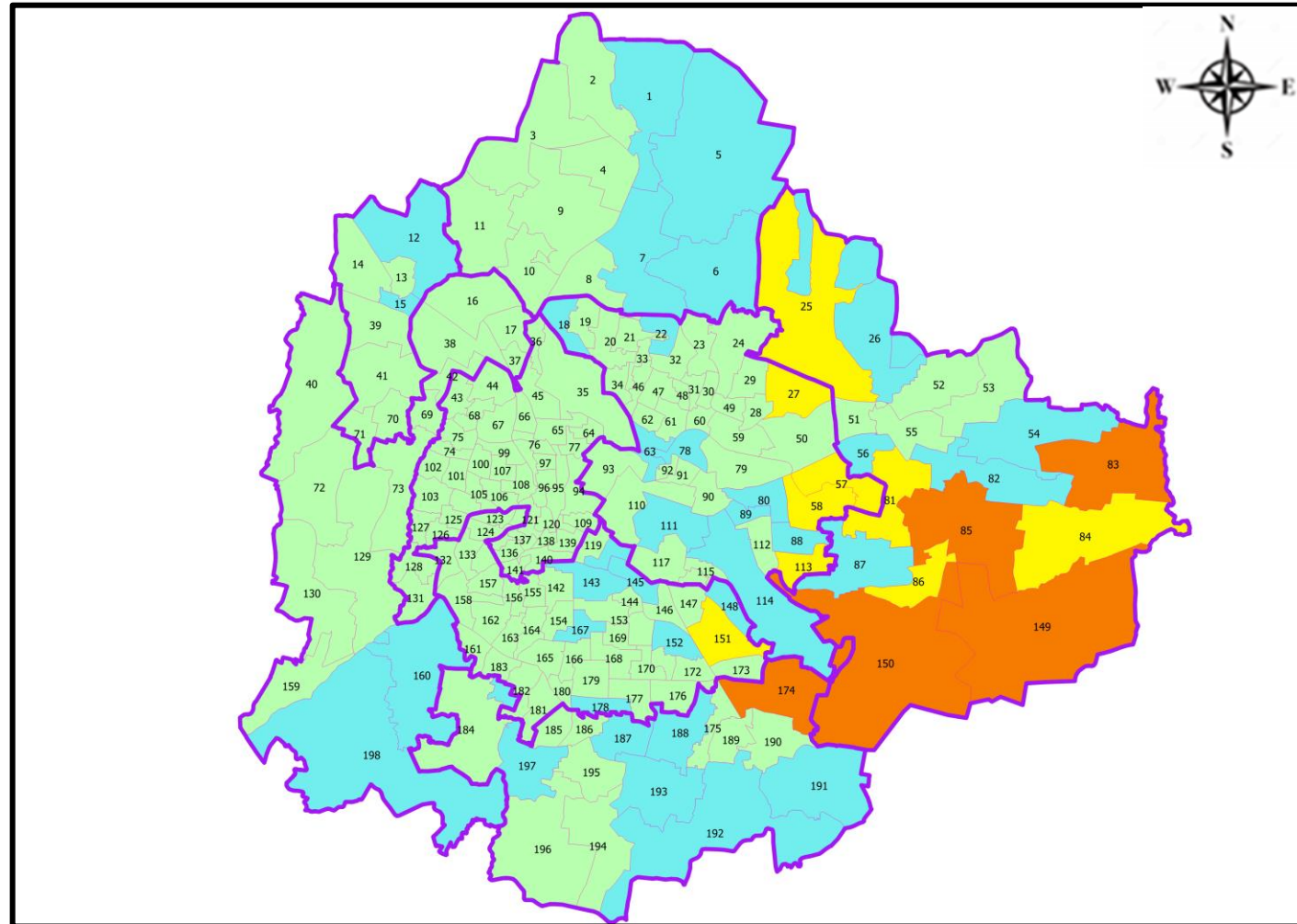
Ward No.	Ward Name	Daily Cases Average
174	HSR Layout	6
150	Bellanduru	5
83	Kadugodi	3
85	Dodda Nekkundi	3
149	Varthuru	3
25	Horamavu	3
27	Banasavadi	2
81	Vijnana Nagar	2
84	Hagadur	2
86	Marattahalli	2







Top 10 wards reporting least number of positive cases in last 7 days

Ward No.	Ward Name	Daily Cases Average
186	Jaraganahalli	0
180	Banashankari Temple Ward	0
177	J P Nagar	0
171	Gurappanapalya	0
169	Byrasandra	0
166	Karisandra	0
163	Katriguppe	0
162	Girinagara	0
157	Gali Anjaneya Temple	0
156	Srinagara	0



BENGALURU MAP SHOWING INTENSITY OF POSITIVE CASES IN LAST 7 DAYS



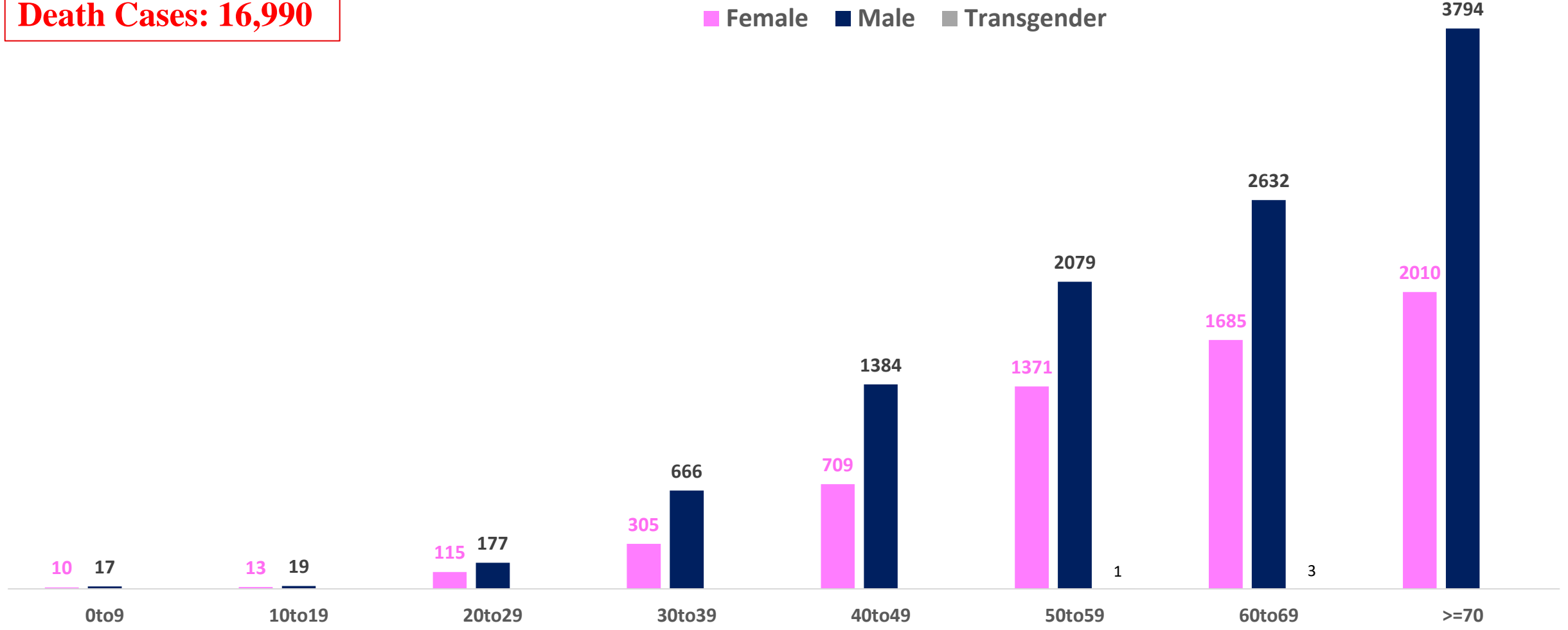
-  **Level 1 : 0 to 3 Cases**
-  **Level 2 : 3 to 10 Cases**
-  **Level 3 : 10 to 20 Cases**
-  **Level 4 : 20 to 50 Cases**
-  **Level 5 : More than 50 Cases**
-  **Zone Boundaries**



AGE AND GENDER WISE DISTRIBUTION OF DEATH CASES



Death Cases: 16,990





COVID-19 SCENARIO IN BENGALURU AND OTHER METROPOLITAN CITIES



CITY NAME	Positive Cases	Active Cases	Recovered	Deceased	Vaccine Doses Administered
New Delhi	20,04,391	433	19,77,452	26,506	3,72,99,486
Bengaluru*	18,72,841	2,573	18,53,278	16,990	2,37,55,457
Mumbai	11,50,854	948	11,30,169	19,737	2,21,26,416
Chennai	7,91,589	2,216	7,80,303	9,070	1,13,78,714

Source : <https://dashboard.cowin.gov.in/> at 4:55pm (13.10.2022)
Source : <https://www.covid19bharat.org/> at 4:55pm (13.10.2022)

*includes BBMP & Bengaluru Urban



SNAPSHOT OF COVID-19 CASES IN BENGALURU URBAN



**Total Wards With
< =10 Cases* :
180**

**Tests Conducted
on 12.10.2022:
2,326**

**Recovery
Rate*:
98.96%**

**Total
Active Cases :
2,573**

**Total Vaccinated
on 12.10.2022:
1,691**

**Positivity
Rate* :
3.58%**

**Active
Rate*:
0.14%**

**Case
Fatality Rate* :
0.36%**





*Total positive cases In the past 7 days

*CFR and positivity is for Past 7 days



ಬೃಹತ್ ಬೆಂಗಳೂರು ಮಹಾನಗರ ಪಾಲಿಕೆ
Bruhat Bengaluru Mahanagara Palike



Download BBMP Bulletin	https://apps.bbmpgov.in/covid19/mediabulletin.php
To register for vaccination :	https://selfregistration.cowin.gov.in/
BBMP COVID19 Dashboard:	https://apps.bbmpgov.in/covid19/
Follow us on:	 www.facebook.com/bbmp.comm1/
	 twitter.com/BBMPCOMM
	  BBMPSplHealth

Issued by:

Honorable Chief Commissioner, BBMP
Special Commissioner Health & IT, BBMP
MD, Bengaluru Smart City Limited

THANK YOU !



75th Anniversary of India's Independence

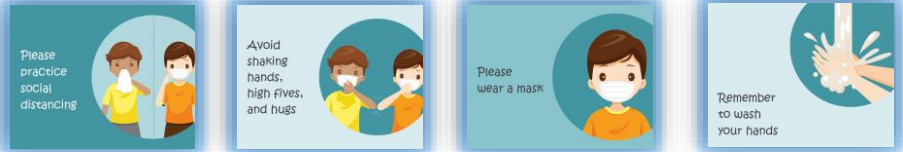
ಅರೋಗ್ಯ ಮತ್ತು ಕುಟುಂಬ ಕಲ್ಯಾಣ ಇಲಾಖೆ

ಯಾಕೆ ಎಲ್ಲರೂ ಮಾಸ್ಕ್ ಧರಿಸಿಲ್ಲ. ಕೋವಿಡ್ ಕೊನೆಗೊಂಡಿದೆಯೇ?

ಇನ್ನೂ ಇಲ್ಲ. ಕೋವಿಡ್ ನಮ್ಮ ನಡುವೆ ಇನ್ನೂ ಇದೆ. ನಾವು ಮಾಸ್ಕ್ ಧರಿಸುವುದನ್ನು ಮುಂದುವರಿಸಬೇಕು, ದೈಹಿಕ ಅಂತರವನ್ನು ಕಾಯ್ದುಕೊಳ್ಳಬೇಕು ಮತ್ತು ಕೈಗಳ ನೈರ್ಮಲ್ಯವನ್ನು ಕಾಪಾಡಿಕೊಳ್ಳಬೇಕು. ಇದು ನಮ್ಮೆಲ್ಲರ ಜವಾಬ್ದಾರಿ.

ಮಾಸ್ಕ್ ಧರಿಸಿ | ದೈಹಿಕ ಅಂತರವನ್ನು ಕಾಪಾಡಿ | ಕೈಗಳ ಸ್ವಚ್ಛತೆ ಕಾಪಾಡಿ | ಗುಂಪು ಸೇರುವುದನ್ನು ತಪ್ಪಿಸಿ | ಸ್ವಯಂಕ್ಷೇಪಣೆಗಾಗಿ ಲಸಿಕೆ ಪಡೆಯಿರಿ

ಹೆಚ್ಚಿನ ಮಾಹಿತಿಗಾಗಿ 24X7 ಉಚಿತ ಅರೋಗ್ಯ ಸಹಾಯವಾಣಿ 104 ಕ್ಕೆ ಕರೆ ಮಾಡಿ | ಎಲ್ಲರಿಗೂ ಅರೋಗ್ಯ ಎಲ್ಲೆಡೆಯೂ ಅರೋಗ್ಯ



Please practice social distancing

Avoid shaking hands, high fives, and hugs

Please wear a mask

Remember to wash your hands